



Council on Library and  
Information Resources

**Digitizing Hidden Collections  
Recipient Informational Webinar  
June 5, 2019**

<https://www.clir.org/hiddencollections/>

[hiddencollections@clir.org](mailto:hiddencollections@clir.org)

[@CLIRHC](#)

Welcome to the introductory webinar for recipients of the digitizing hidden special collections and archives program. I'm **Christa Williford, Director of Research and Assessment** at CLIR

We just want to start by saying "CONGRATULATIONS" to you all one more time. This is an extremely competitive grant program and if you're here, it's because reviewers believed that your project and your work on it will make an important contribution to scholarship. We are so excited to watch these projects progress over the coming months and years.

The purpose of today's webinar is to walk you through the administrative processes associated with holding a Hidden Collections grant. At this point, many of you will be at different stages in your projects. Hidden Collections grants can start any time between January 1st and June 1st, so some of you will be halfway through your first year already while others will be just starting out. We'll begin with a presentation followed by time for questions at the end. We'll also be recording this webinar and uploading it to our website along with our slides and transcript for reference later and for you to share with any project staff unable to attend today.

Before we get started we'd like to help everyone get oriented with the Zoom webinar space.

- For a better group listening experience, all participants are muted.
- If a chat box is not currently displaying on your screen, you can hover towards the

bottom of your Zoom screen to open it. The default is set to send messages to presenters, so be sure to change that setting using the drop down menu to send a message to the entire group if you wish. We may also share links here that will also be captured as part of our recording for your reference later.

- We're gathering questions in the Q&A box, accessible in the same place as the chat box. Feel free to contribute questions in that space at any time. All participants are also able to "upvote" questions which helps us see if multiple individuals have the same question. At the end of the presentation we'll go over the questions.



## Program Staff

**Joy Banks**  
Program Officer

**Kristen Blair**  
Program Administrator

**Becca Quon**  
Program Officer

## Additional CLIR Staff

**Christa Williford**  
Director of Research and Assessment

**Nicole Ferraiolo**  
Director of Global Strategic Initiatives

- We'd like to quickly introduce you to the staff members on CLIR's grant team. We'll go around and introduce those of us on the webinar today:
  - [Joy, Kristen, Christa, Nikki]

Now we'll turn the program over to **Joy**, who will lead our presentation today.

# Webinar Overview

---

## • **Part One**

- Introduction to CLIR
- Publications
- Other CLIR Programs

## • **Part Two**

- Grant Modifications
- Reporting Requirements
- Channels of Communication
- Questions?

- Today, we'll be covering the following topics:

In Part I, we'll cover a brief introduction to CLIR, our publications, and a few of our other CLIR programs.

In Part II, we'll transition to grant management and talk about grant modifications, reporting requirements, and our communications channels.

We'll end with questions. As we mentioned, feel free at any point to type your questions into the Q&A box.



is an independent, nonprofit organization that forges strategies to enhance research, teaching, and learning environments in collaboration with libraries, cultural institutions, and communities of higher learning.



For those of who may be new to CLIR, we are an independent, nonprofit organization that forges strategies to enhance research, teaching, and learning environments in collaboration with libraries, cultural institutions, and communities of higher learning.

So what does that all mean?

- CLIR takes on a number of roles including publishing research, convening meetings, and running programs.
- We are an independent nonprofit, not part of the federal government.
- We are also not a private foundation. Our activities are not funded by an endowment, but rather by a combination of grants and sponsorship which gives us the flexibility to operate our programs a bit differently than the federal funders. We are also a very small operation in comparison with about 17 full time staff members.

The Digitizing Hidden Collections program is a re-granting program which means the funds for your projects were awarded from a grant to CLIR from The Andrew W. Mellon Foundation. CLIR reapplies periodically to Mellon for the funds to operate the Hidden Collections program and award new grants, so we can completely empathize with all of the work that you put in to get here.

Along with the grants, the support of our sponsors helps cover many general operation costs at CLIR. Our sponsors include college and university libraries, museums, and other cultural heritage institutions. Very little of what we do--the


Hidden Collections program included--would be possible without our sponsors.

- Just over half of your cohort of projects involve sponsor institutions--so, even if you weren't aware of this, we want to thank you for helping us do this work! Now for our shameless plug: if your institution does not yet sponsor CLIR and you would like to learn more about sponsorship, let us know and we'd be happy to put you in touch with our Director of Development and Outreach, Louisa Kwasigroch.

## CLIR Publications

### *Innovation, Collaboration, and Models*

[https://www.clir.org/pubs/  
reports/pub169](https://www.clir.org/pubs/reports/pub169)




CLIR has long been known for its free and open publication series, also known as its “burgundy books,” and while our scope of operation has expanded to include more programmatic activities, we still have an emphasis on research. CLIR has published on a range of topics, including but not limited to audio archiving, library and library service design, email archiving, 3D/VR visualization, data management, digital preservation, and more.

One publication we’d like to highlight is displayed here: *Innovation, Collaboration, and Models*. This was the capstone publication of our Cataloging Hidden Special Collections and Archives program, the predecessor to our current digitization program, and is meant to share the models and lessons learned from cataloging and processing grants funded between 2008-2014. This volume consists of a series of papers from a symposium and unconference held in March 2015 and is available for free on our website, and even though it dates from a few years ago, some of its content may be useful for you as you think about description, scholarly engagement, and outreach for your projects. Later this summer, we’ll be publishing a white paper summarizing a retrospective analysis of the impact of all 128 projects that were funded through our cataloging grants over the program’s history.

Thinking ahead, we have plans to host a similar symposium for the Digitizing Hidden Special Collections and Archives grant program in the fall of 2020 in connection with the Digital Library Federation (DLF) Forum. The Digital Library Federation is another program of CLIR, and if you weren’t aware of the Forum, you might want to check out

the DLF website ([www.diglib.org](http://www.diglib.org))--in addition to information about the Forum, there is a community events calendar, a CLIR/DLF job posting board, and details about the work of the many working groups organized and supported by DLF. These working groups are open to anyone--you don't have to be a part of a CLIR sponsor organization or DLF member institution to participate. The activities of the digital library assessment and labor working groups may be relevant to your work on your projects, in particular. As you are working on your projects, you may want to think about how you might share any outcomes or lessons with your colleagues in the working groups or at the DLF Forum or at the Hidden Collections symposium in the fall of 2020.





## Other CLIR programs

- [Recordings at Risk](#)
- [Postdoctoral Fellowship Program](#)
- [Leading Change Institute \(LCI\)](#)
- [Digital Library of the Middle East \(DLME\)](#)
- [Digital Library Federation \(DLF\)](#)


In addition to Hidden Collections and our publication series, CLIR runs a number of other programs. Here's just a sample of some of the other things we do.

- Some of you may be familiar with our **Recordings at Risk** regranting program. Focusing on preservation of at-risk, high scholarly value audio, audiovisual, and film recordings, Recordings at Risk offers smaller grants over shorter periods of time.
- Our **postdoctoral fellowship program** places recent PhDs in Academic libraries and other collecting and research institutions to strengthen connections among collections, data, technology, and current research.
- We are also involved in the **Leading Change Institute**—which is the [successor program to the Frye Leadership Institute](#) and is a bootcamp for leaders in higher education with an emphasis on issues facing libraries and information technology services as they strive to adapt to the changing needs of 21st century learners.
- One of our newer endeavors is the **Digital Library of the Middle East**: The DLME aims to create a digitally based, internationally shared inventory of cultural artifacts that includes detailed descriptions and images and confirms objects' ownership and legal status.
- And finally, the **Digital Library Federation (DLF)**, which I mentioned earlier. The DLF is a robust, diverse, and inclusive community of practitioners who advance research, learning, social justice, and the public good through the creative design and wise application of digital library technologies. While CLIR is its parent organization, DLF's work is supported by its own member

institutions. This support enables the DLF to plan events like the DLF Forum and foster working groups that advance the field of digital librarianship. Again, these working groups are open to anyone. For those who may be interested, this year's DLF Forum will take place in Tampa, FL from October 14-16. Registration for the 2019 Forum just opened today. Many of CLIR's programs, the Digitizing Hidden Collections program included, intertwine with the DLF's mission.

# Grant Modifications, Reporting Requirements, and Communication

---



Now that you know who we are and the range of things we do as an organization, we will move into a discussion about some key administrative information for you as the latest recipients of Digitizing Hidden Special Collections and Archives grants. This next section will cover grant modifications, reporting requirements, and an overview of channels of communication.




# Grant Modifications



Although we hope (and expect) that project activities listed in the approved proposal will be executed as described, we understand that unanticipated issues can arise, which may require that you deviate from the original plans you submitted.

Some changes won't require pre-approval from CLIR, such as a change in project staff other than the principal investigators (PI) or small shifts in budget expenditures. Many small changes can be addressed in a project's interim narrative and financial reports. However, changes that affect the underlying terms of the grant must receive approval by CLIR. Examples include extensions of the project end date, changes to PIs, any changes to the collections being digitized through the project, and significant budget reallocations.

These modification requests are common for this program, and you should not hesitate to ask us for what you need to do to successfully complete your project. Program staff can always be reached by email at [hidencollections@clir.org](mailto:hidencollections@clir.org). To move forward with a modification, CLIR has an online form through which recipients can notify us of modification requests. The form was designed to streamline the process and reduce the amount of time spent making and approving these requests.



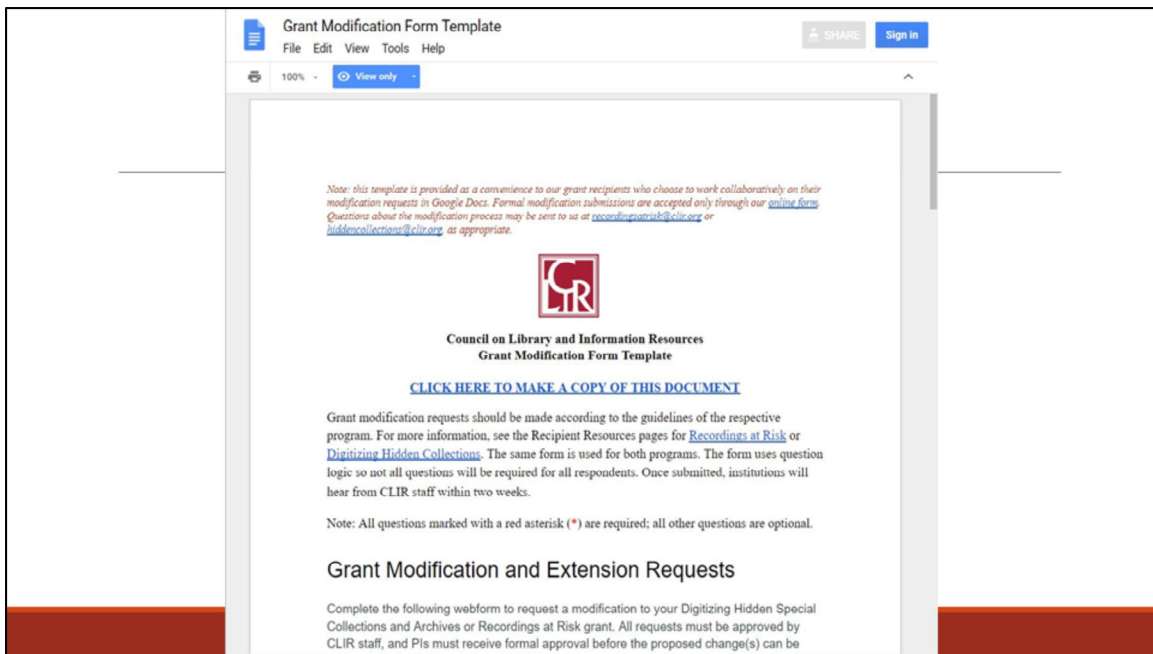
## Grant Modification Request Form



[Grant Modification Form Template](#)

Access to the Grant Modification and Extension Request form is available through a link at the top of the Recipient Resources web page (<https://www.clir.org/hiddencollections/recipient-resources/>). The same form is used across CLIR's grant programs and is designed to allow for the request of multiple types of modification requests. The form includes sections on descriptive information, questions about extension requests, other modification requests, and a space to provide a brief explanation and justification of the modification.

In order for you to prepare the necessary information for the modification request, we also provide a Grant Modification Form Template, linked to on this slide and also available on the Recipient Resources page.



This shows the GoogleDoc template for the modification request form. The online form does involve some question logic, so you may not be required to answer all of the questions on the template depending on how you answer others.

A link is provided at the top of the document that allows you to create a personal copy of the template that you can share with anyone you're collaborating with. All modification requests should be submitted through the online form, so you will need to copy and paste your prepared responses into that space.

Council on Library and Information Resources

## Grant Modification and Extension Requests

Descriptive Data

\* 1. Award Program

Digitizing Hidden Collections

Recordings at Risk

\* 2. Lead applicant institution:

\* 3. Project title:


0 of 23 answered

Here's a glimpse of what the online Grant Modification and Extension Request form looks like.

Once the form has been submitted and received, you should hear from CLIR staff within two weeks. For that reason, if you find you need a modification, it is important to request *at least* a few weeks (and ideally, a month) **before** the final end date for your grant. Project end dates were included in the award letter sent with the check for funds; if you ever need a reminder of your project end date or award number, just ask program staff. Some modifications, such as changes in Principal Investigators, should be requested immediately rather than waiting until the end of your project.

In many cases, completing the form will be all you need to do to seek approval for a modification. However, under certain circumstances, additional documentation may be required in order to move forward with the request.

The guidelines for modification requests vary slightly between CLIR's different grant programs, so be sure to check the Recipient Resources pages for the most up to date information. If you have any questions about the process, CLIR staff is always available via email through our program email address: [hiddencollections@clir.org](mailto:hiddencollections@clir.org).



## No-Cost Extensions (NCEs)

---

- Request to push back project end date without requesting additional funding for unforeseen project delays
- Should be requested between 1-3 months prior to a project's end date
- Only one extension request per project
- Extensions **cannot be granted for projects whose approved end dates have already passed**
- The default extension for this program is 6 or 12 months
- Request using CLIR's Grant Modification Form

Now for some additional information about the types of modification requests.

No cost extension requests are exactly what they sound like: a request to push back the project end date and final report, without requesting additional funding. These may be requested in the case of unforeseen project delays which may include prolonged personnel search due to staff turnover, delays when working with a vendor partner, or delays caused by institutional infrastructure issues.

No-cost extensions should be requested between 1-3 months prior to a project's end date. The reason we ask you to wait until these final months is that only one no-cost extension can be granted per project, and we have found that requests made closer to the end date provide more accurate estimates of the amount of extra time that's actually needed. We encourage you to take time now to set a calendar reminder for your team for 3 months before the end of your project so you'll know when it's time to request an extension if you need one. You may also want to set a similar reminder for your reporting deadlines.

It's important to note that extensions cannot be granted for projects whose end dates have already passed; we really cannot emphasize enough the importance of paying attention to this date. It's also worth noting that the project end date comes typically three months *before* your final report deadline, since some people have been confused about this in the past.



We recommend standard project extension lengths of either 12 or 6 months. On the request form, you are also able to enter a custom date, but we reserve the right to make an alternative recommendation.

Use the Grant Modification Form on the Recipient Resources page to request an extension. The form is often sufficient for staff to evaluate the request, but we may occasionally request additional information or documentation.




## Change of Principal Investigators (PIs)

---

- Notify CLIR of changes to PIs through the Grant Modification Form **as soon as possible**
- In addition to the form, be prepared to supply the following via email:
  - CV of new PI
  - Letter on institutional letterhead from head of institution or department noting change and effective date

If one of the principal investigators, also known as PIs, changes during the period of the grant, the grantee must inform CLIR immediately by completing the Grant Modification Form. All of CLIR's grant management tasks require current contact details for every grant's principal investigators, so it is important we know when a principal investigator departs your organization and that their responsibilities have been transferred to someone else.

In order to complete the change of PI, you will also be required to supply via email a letter on institutional letterhead from the head of the institution or department. The letter doesn't need to be long, but should include the name and title of the new PI as well as the date the change will become effective. A CV for the new PI will also be required for our files.



## Budget Reallocation Request


- To allocate funds in a manner different than the original budget approved by CLIR
- Request budget reallocations through the Grant Modification Form prior to making any new, unbudgeted expenditures
- New activities should be aligned with the goals and scope of the original proposal and be within program guidelines
- Prior approval is not necessary for reallocations less than 5% of the total project budget and/or are less than \$10,000.
- If necessary, you will be invited to submit a formal request

On occasion, grantees find it necessary to spend grant funds in a manner other than originally proposed in their application. Reallocations of grant funds are allowable, but these changes must be approved by CLIR staff prior to the reallocated funds being spent. To initiate this process, complete the online Grant Modification Form.

Any proposed use of reallocated funds should be aligned with the original goals and scope of the project and within the current guidelines for allowable and disallowed costs for the Hidden Collections program.

As a rule of thumb, for smaller Hidden Collections projects (defined as under \$200K) CLIR generally doesn't require notification for reallocations that amount to less than 5% of a project's total budget. Larger projects (those over \$200K), and all projects really, should contact CLIR about any reallocations that are over \$10,000. When in doubt, just ask or go ahead and complete the Grant Modification Form.

When completing the Grant Modification Form, you'll be asked to provide the amount of funds remaining in the grant; how much, if any, of the original funds will remain at the close of the project; and, a brief description of how the funds will be spent. CLIR program staff may request additional information, such as a revised project budget, to complete review of the request.



## Grant Modification Request

---

- For more information and instructions:
  - <http://www.clir.org/hiddencollections/recipient-resources/>
  - [hiddencollections@clir.org](mailto:hiddencollections@clir.org)

All of this information can be found on the Recipient Resources page. Should we update any of our grant modification procedures, we'll post the most up-to-date information there for your reference. Do be sure to share this webpage with all staff that may be involved in the management of your project over time.

CLIR program staff are available to answer any of your questions related to modifications, so don't hesitate to reach out via our program email account. For more complicated grant modification requests, grant recipients may find it helpful to set up a phone call with a program officer prior to submitting their request. You can do this by writing to [hiddencollections@clir.org](mailto:hiddencollections@clir.org) to schedule a time to call.




## **Reporting Requirements**

At this point, we'll shift into a discussion of reporting requirements.

# Reporting Requirements

- Reporting deadlines are included in your award letters
- CLIR should receive one project report each year
- CLIR submits a report to The Andrew W. Mellon Foundation on June 30 each year which includes all reports submitted in the previous year
- Reports must be submitted through the online form



Recipients of the Hidden Collections grant are required to submit reports according to the schedule outlined in each of your award letters. Your first report is due a year and one month after the **start** date of your project, and then each interim report after that is due exactly one year after the previous one. Your final report is then due 3 months after your project end date. This means we should be receiving one report from you each year. If your project is only 12 months, you will just submit your final report 3 months after the end date of your project.

Your annual reports to CLIR are a deeply important part of the agreement between our grantees; CLIR; and our own funder, The Andrew W. Mellon Foundation. The Digitizing Hidden Collections staff compiles its own report on the Hidden Collections program each year, which we submit to Mellon on June 30th. This report also includes all of the reports we received from our recipients that year and communicates to Mellon the importance of the work that all of you are doing.

CLIR will accept reports for this program solely through an online form, which is linked to from our Recipient Resources page. Grantees are required to submit both narrative and financial reports **on or before** the due dates specified in your award letter. If you don't have access to a copy of your letter and need to know your designated report dates or any other information related to your report, do let us know at [hidencollections@clir.org](mailto:hidencollections@clir.org). An email reminder from CLIR will be sent to the PIs on file around a month prior the due date for each of your annual interim reports and around three months prior to your project's end date. Login for reporting will be the same as

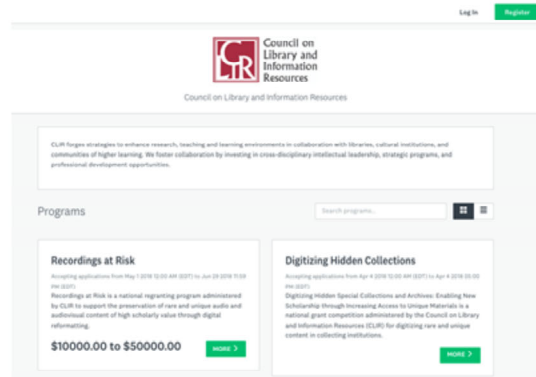
that used to submit your proposal, so be sure to keep track of that login information.

Just a few more words on reporting...

- Reports are not only a way to help us keep up with your progress but also a means for us to provide the best support to you as your project evolves. For instance, we may be able to suggest others in the Hidden Collections community who have faced similar challenges as the ones you report facing.
- Your reports can also help us to help you identify and mitigate potential issues in advance. For example, we may notice from your reports that you may need a no-cost extension and can remind you of that process. However, if an issue is time-sensitive or if you have a specific question, we encourage you to reach out about it directly to program staff at [hidencollections@clir.org](mailto:hidencollections@clir.org).
- If you find that your report is likely to be late due to circumstances beyond your control, which we know can happen--such as the surprise departure of a PI-- let us know as soon as possible. We are glad to work with our grantees in these situations, but it's important that we hear about them *before* your report is overdue, since your reports affect our own reporting to the Mellon Foundation.

# Reporting Requirements

<https://clir.smapply.io/>



You will use the same system - SurveyMonkey Apply or SMApply - that was used to apply for your grant for reporting. We've linked to that that on this slide as well as on the Recipient Resources page. All communication and reminders for reporting will be sent to the primary principal investigator (or PI), so if there are any others involved in project work who need such notifications, you will need to send us names and contact information for those people. Please share this information as soon as possible so we can keep our records up to date.

It is a good idea to login to SM Apply at your soonest convenience **using the same email address and password you used to create your application**. If you use these same credentials, you should automatically see the reporting form for your project when you log in. If you forget these credentials or lose access to them for any reason (for example, if the person who created your application leaves your organization), you will need to contact us through the program email ([hiddencollections@clir.org](mailto:hiddencollections@clir.org)) so that we can link your report to the correct credentials.

One way to future-proof your team's access to the report would be to log in using the application credentials, hit "start" to pretend like you're starting your report, then add other team members' email addresses as "collaborators" on your report. Collaborators will then receive an automatic invitation to verify their email addresses and create their own passwords to access the system. Once they do this, they will also be able to



login to view the report and enter data. One of the system's safety measures insures that only the primary principal investigator is able submit a report, so if one of the collaborators eventually needs to submit, that person will still need to contact us to make sure this can happen.

# Reporting Template

---

## Collaborative Google Docs Template for Report Form



Council on Library and Information Resources  
Digitizing Hidden Special Collections and Archives  
Digitizing Hidden Collections Annual Report Form Template  
**FOR GRANTS AWARDED 2018-PRESENT**

[CLICK HERE TO MAKE A PERSONAL COPY OF THIS DOCUMENT](#)

Digitizing Hidden Collect... account)

[SECTION 1: General Information](#)  
[SECTION 2: Narrative Assessment](#)  
[SECTION 3: Quantitative Assessment](#)  
[SECTION 4: Financial Assessment](#)  
[SECTION 5: Final Assessment \(final reports only\)](#)

Project reports must be submitted annually, within one month following each twelve-month period for interim reports and within three months following the project's end date for final reports. Your project's specific reporting deadlines are included in your award letter. If you have questions about report data requirements, contact [klh@clir.org](mailto:klh@clir.org)

Teams of collaborators working on project reports can also reference our [Collaborative Google Docs Template for Report Form](#), available on the **Recipient Resources** page, which includes the questions you'll be expected to answer on the reporting form. Note that there are two slightly different templates, one for 2015-2017 recipients, and another for yours and future cohorts, so be sure to use the template for 2018. Using the template, you have the option to begin working on your draft report as early as you would like.

For now, we will just briefly cover the components of the report so that you are prepared with the relevant information you need when the time comes.



# Reporting Form: Overview

- Section 1: General Information
- Section 2: Narrative Assessment
- Section 3: Quantitative Assessment
- Section 4: Financial Assessment
- Section 5: Final Project Assessment (Final Reports only)

It is important to frame your accomplishments around your application proposal and demonstrate consistency with the goals and scope that were selected for funding by CLIR's review panel.

Sgd qdonos enq hr nof`mtydc hnsn 4-5 rdbshmr:

- Gdmrdq`kymend`shmm
- M`qj`shud Arrdrri dms
- Pt`ms`shud Arrdrri dms
- Fhm`nbh`kArrdrri dms
- Fhm`kQonidbs Arrdrri dms (Fhm`kQdonosr nmk)

V gdmv dshmf xnt qdonos sgd dms ok`bd sn rs`qs hr sgd dmi`koqonr`kxnt  
rt al`ssdc sn CKYQ ct dmf sgd`ookto`shmmoqndrr. Alkrdbshmr nesgd qdonos  
rgnt lc`cdl`nmrsq`sd sgd oqonidbs bnmr hnsdnt v`hsq sgd rd`nqf`hm`krc`d`r. Ne  
bnt qd, rnl`d`u`q`shmr`qd sn ad`dwodbsdc`r sgd oqonidbs`c`osr sn qd`k  
krc`rdm`qnr`nc`ndv`noonqst`mshdr. Rl`kkc`redqndr`adsv`ddmsgd  
ok`mrdc`ooq`bg`nc`bst`koqonidbs v`nqj`b`mad`dwok`hmdc`hmsgd  
m`qj`shud`qdonos. Hnv`dudq`r`l`dms`hmdc`d`q`dq`f`q`msddr v`hkmrdc`sn  
qdpt`drs`Gq`ns`L`nc`h`shmr`enql`nqd`rt`ars`mshud`bg`nf`dr, o`qshat`k`qk  
sgnrd`qdf`qc`hmf`sgd`at`cf`ds, shi`dkmd, nqc`dkudq`akdr. Nudq`k`k`rs`hr  
hi`onqs`ms`sn`cdl`nmrsq`sd`sn`CKYQ`nc`sgd`L`dkm`Fnt`nc`shmsg`s`sgd  
r`bnod`nc`fn`kr`nesgd`oqonidbs`bnmshrt`d`sn`q`d`dbs`sgd`oqonr`kr`dkdbsdc`enq  
et`nc`hmf`ax`CKYQ`hnc`dodnc`dms`q`dudv`o`nck



## Reporting Form: General Information

---

- Award reference number
- Project Title
- Institution/organization
- PI(s)
- Contact information of person submitting report

We're now going to do a quick walkthrough of the information you will be asked to include in your reports to CLIR.

The first section of our report covers general information about the project:

- Award reference number (from your award letter)
- Project Title
- Institution/organization
- PI(s)
- Contact information of person submitting report



# Narrative Assessment

---

- New Internal and public developments (checkboxes)
- Goals and deliverables
- Other outcomes and accomplishments
- Challenges
- Project personnel
- Presentations, publications, and other outreach
- Future plans
- Additional documentation

Section two is where you can provide a narrative assessment of your project.

The first thing we'll ask about are new internal and public developments. These are a series of checkboxes you can tick off.

**Internal developments** include things like:

- digitization metrics
- the implementation of new workflows, protocols, etc. for digitization and description,
- the implementation of new tools or systems,
- and new donations and/or grant applications

We also want to hear about **Public developments**, such as:

- The creation of new blogs, social media accounts, websites (or content created for existing ones!)
- Research guides, online/physical exhibitions, news articles
- Maybe the digitized materials are being incorporated into curricula somewhere?
- Perhaps there are publications arising from research using the digitized

materials?

You'll also have a chance to summarize the project goals and objectives during the reporting period and explain any changes or additions to your original plans.

You can elaborate on the developments you checked off above and any other significant accomplishments and outcomes of the project, both for your institution, your professional community, and for the collections' users.

You can discuss challenges or setbacks you have experienced, whether expected or unexpected, and your strategies for addressing them.

You can tell us about the individuals who have made contributions to the project and briefly describe the role that each has played.

And finally, you can tell us about your outreach initiatives, future plans, and you can upload additional documentation related to the project, such as slides, workflows, training materials, assessment data, etc.



## Quantitative Analysis

---

- Materials digitized and digital files created during the reporting period
- Materials digitized and digital files created to date
- Other quantifiable accomplishments

The next section of the report form will ask for information about three things: the quantity and types of materials you have proposed to digitize and the master digital files created through that digitization, the materials digitized and digital files created during the entire grant, and other quantities of deliverables you want to note for us, such as metadata records created, linked data URIs produced, authority records created, etc.

To complete this part of the report, it will be helpful to refer to your original proposal, so it's a good idea to check now to be sure that a copy of your proposal is stored somewhere that your reporting team can access it when the time comes.

Compiling these numbers will be much easier if you plan now to track them as your project proceeds, so setting up a shared document to do that will be something you'll thank yourself for later. CLIR does have an Excel template you can use for this if you wish, located on the Recipient Resources page.

# Digitization Cost Calculator

## About the Project

The Digitization Cost Calculator collects and makes freely available a large set of data on the time it takes to perform various tasks involved in the digitization process, in order to assist organizations in digitization project planning and benchmarking.

## Optional Data Contribution

Are you interested in contributing data from your project to the [DLF's Digitization Cost Calculator](#)? You can learn more about the Cost Calculator and how to contribute data [here](#). For more information, contact Joyce Chapman: [joyce.chapman@duke.edu](mailto:joyce.chapman@duke.edu).

Note that although the Digitization Cost Calculator is not accepting data pertaining to audio and video collections at this time, the project leaders are planning to expand the project to accommodate this data and so are seeking partners interested in sharing information about their work.

Yes

No



<http://dashboard.diglib.org/>

In the report you will also find a space for optional data contribution to the [Digitization Cost Calculator](#). This is a project by the [Digital Library Federation Assessment Interest Group's working group on Cost Assessment](#). The calculator is a tool that runs on community-contributed data and provides estimates of time and cost to those planning digitization projects. Hidden Collections grant recipients have been invited to contribute data from their projects to help make the calculator more robust and reliable. If you are interested in contributing, email [info@diglib.org](mailto:info@diglib.org) to be put in touch with a representative from the Cost Calculator team.





## Financial Assessment

- Narrative Report: explanation of actual grant expenditures vs. proposed.
  - Addresses each budget category
  - includes detailed explanation of variances of 5% or more
- Financial Report: Budget submitted with proposal, updated to reflect actual expenditures

The next part of the Reporting Form that I want to touch on is The **Financial Assessment**, which comes in two parts.

The first is the **Financial Narrative**. In the Financial Narrative, you can comment on actual grant expenditures during the reporting period as they relate to your proposed budget. Every budget category should be addressed here and, if there are any variances of 5% or more between projected and actual spending, make sure to include a detailed explanation here. You should also discuss any approved budget modifications since your last report.

The second part is the **Financial Report**, which is an upload using the same budget and financial report form that you submitted with your proposal. The only difference is that you have *both* the Budgeted and Actual fields filled in this time, instead of just the budgeted column.





## Final Project Assessment

---

- Final project narrative
- Final financial narrative and report
- Collection access URLs
- Project Manifest, including URLs for access copies to digital files created through the project

When it comes time to submit your *final* report (as opposed to your interim report(s)), you will include a final project assessment, which has four required components:

The first is the final project narrative: an overall assessment of your project, including the most significant outcomes and challenges, and the most valuable lessons learned.

The second is the final financial narrative and report, which will be similar to your interim reports.

For the last two components of your final project assessment, we will ask you to point us towards your digitized collections and metadata. The first of these will request the names and URLs of the catalogs/repositories/services through which the digitized files and associated metadata have been made available. The second component will be a Project Manifest, which will ask for URLs and filenames for the access copies of all the digital files created through your project.



Of all of the pieces of the final report, this document is what allows us to verify that you have created all the deliverables agreed upon when you accepted the grant. This evidence will be critical to our own reporting to the Mellon Foundation, so we really appreciate your help in making this possible for us.



## **Channels of Communication**

The final section of our presentation is just some information about modes of communication.

## Promoting Digitizing Hidden Collections Projects

If discussing CLIR in press releases,  
please let us review

CLIR Acknowledgement Guidelines

<https://www.clir.org/fellowships/acknowledgment-guidelines>

First, we want to let you know that we do have organization-wide Acknowledgement Guidelines created by CLIR's Director of Communications that may be useful to you. These contain boilerplate language, information about the use of CLIR's logo, etc. The link on the slide will take you to those guidelines, and this resource is also linked to on the Recipient Resources page. These provide assistance for a variety of situations such as news releases, social media posts, press events, and so on. If you will be publishing any formal press releases, we request that you provide those to us in advance for review.

# Finding Resources and Contacting CLIR

---

- Recipient Resources page
  - <https://www.clir.org/hiddencollections/recipient-resources/>
- Funded Project Page
  - <https://www.clir.org/hiddencollections/funded-projects/>
- Registry
  - <http://registry.clir.org/>
- Email
  - [hiddencollections@clir.org](mailto:hiddencollections@clir.org)
- Twitter
  - [@CLIRHC](https://twitter.com/CLIRHC) or #DigHC
- Digitizing Special Formats Wiki
  - [https://wiki.diglib.org/Digitizing\\_Special\\_Formats](https://wiki.diglib.org/Digitizing_Special_Formats)

CLIR's website contains quite a lot of information for you as you move into your grant recipient role. Just as you may have used the resources of the Applicant Resources page during the grant writing process, we have a similar [Recipient Resources](#) page that we've talked about quite a lot today as you work through your project. Here, you will find information on grant modification and reporting that we discussed earlier. Additionally, contact information for the CLIR Grants Team, templates, and information on citing CLIR are all contained on this page.

From this page, you can also find links to our **Funded Project** page and the **Registry**, both of which may serve as resources for you as you implement your project.

On the [Funded Projects](#) page, you can find descriptions of each of the projects that have been funded by the Hidden Collections program to date. If you have not already done so, please proofread the summary of your project that's currently posted there and send us any proposed changes.

The [Hidden Collections Registry](#) is a public database with information about all of the collections that have been proposed for either cataloging or digitization through this program as well as the Recordings at Risk program. Data about your projects is not yet in the Registry but we hope to have an update at the end of this year.

The best way to contact us is through the [hiddencollections@clir.org](mailto:hiddencollections@clir.org) email box.



We also love to hear about your progress. If you are sharing updates on Twitter, be sure to tag us using @CLIRHC or #DigHC so we can retweet your posts, amplifying the reach of your updates. If there is something you would like to tweet and don't have the resources to do that, just email us at [hidencollections@clir.org](mailto:hidencollections@clir.org)

Finally, one last resource we would like to share is the [Digitizing Special Formats Wiki](#). This is a project of the DLF and contains a growing collection of resources about planning and executing digitization projects. If there are additional resources you think would be helpful to include on the guide, email us at [hidencollections@clir.org](mailto:hidencollections@clir.org) and we'll pass along your suggestions.

Thank  
You!

- **Joy Banks**
  - Program Officer
- **Kristen Blair**
  - Program Administrator
- **Becca Quon**
  - Program Officer
- **Christa Williford**
  - Director of Research and Assessment
- **Nikki Ferraiolo**
  - Director of Global Strategic Initiatives

Thank you all for joining us at our webinar today. We know that we've covered a lot of material. We do have some time left for questions. If you'd like to ask one please go ahead and type it into the chat box.



Council on Library and  
Information Resources

**Digitizing Hidden Collections  
Recipient Informational Webinar  
June 5, 2019**

<https://www.clir.org/hiddencollections/>

[hiddencollections@clir.org](mailto:hiddencollections@clir.org)

[@CLIRHC](#)

I'm not seeing any additional questions in our chat. Thank you all for joining us today. We'll be posting the recording and slides soon to our Recipient Resources page. In the meantime, if you think of any additional questions, you can always reach us at [hiddencollections@clir.org](mailto:hiddencollections@clir.org). We really look forward to working with you and hope you all have a great day.

What should grantees do if there are funds remaining at the end of the grant?

- Funds should be returned directly to Council on Library and Information Resources (CLIR), attention Diane Ramirez to [2221 South Clark Street, Arlington, VA 22202](#). Returned funds should be accompanied by a note that includes the following: name of the CLIR grant program (e.g., Digitizing Hidden Collections), lead institution, project title, project end date, and CLIR grant number

If you have partner institutions that spent all of their funding but you didn't spend your allocation, can the one partner send funds to the other partner? (E.g., we've partnered with Duke for our grant)

- Funds were sent to the primary applicant who is in charge of budgeting. It depends on how you have budgeted funds on the budget detail to determine if you would need to submit a budget modification, and some reallocations are less complicated than others (e.g., a move from one wages/salary line to another is often less complicated than a move from wages/salary to another line item). Note that no matter what the nature of modification, grant modification requests are required for modifications that come to more than 5% of the total project budget.